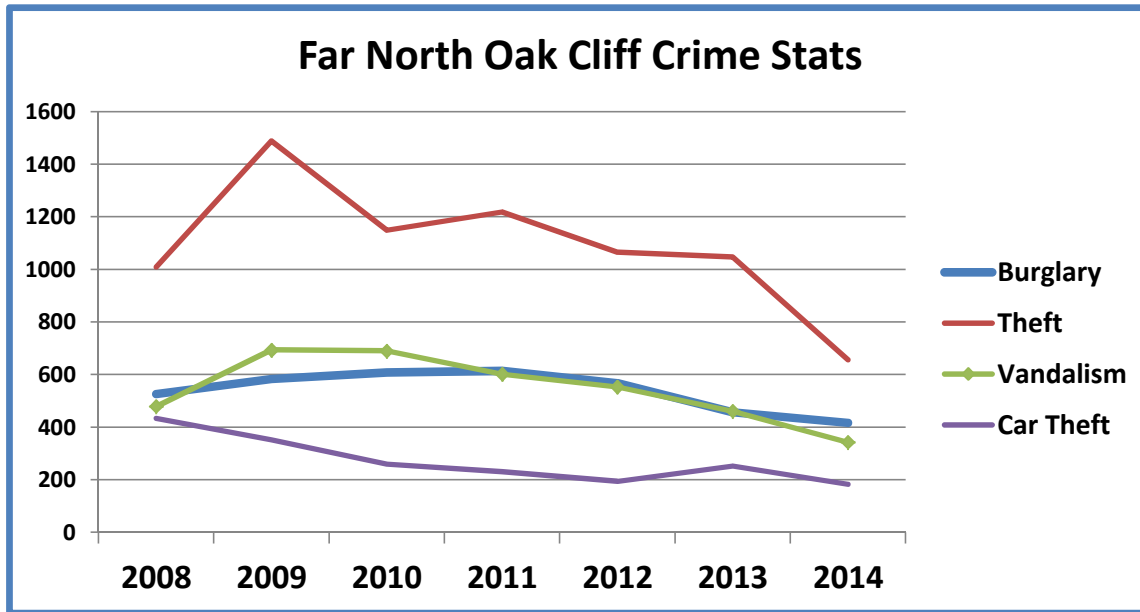


# Oak Cliff Crime Statistics

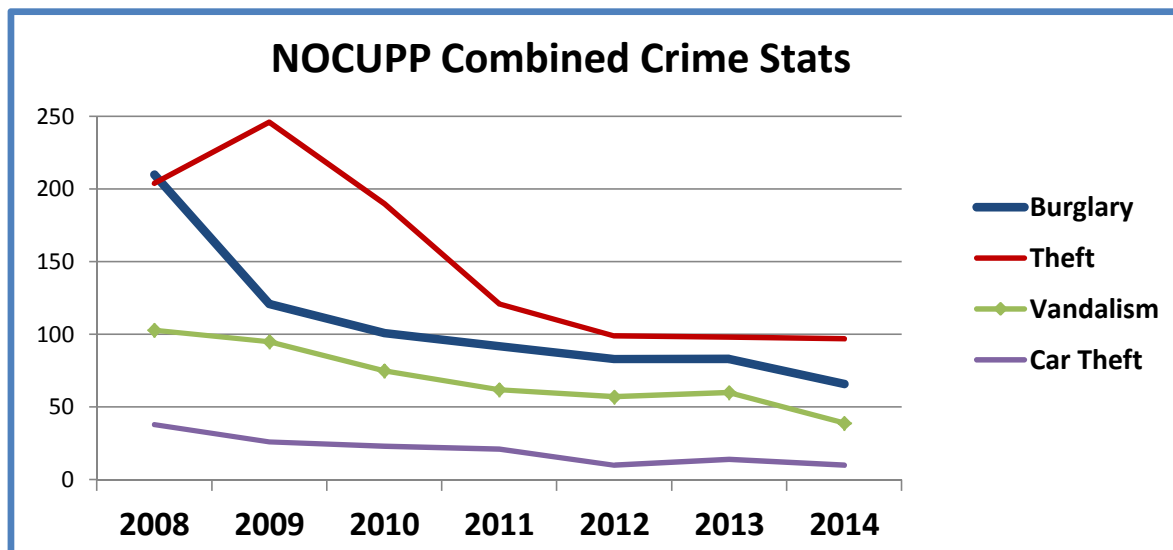
from DPD Beat Statistics

All of Far North Oak Cliff								Change Year Over Year
	2008	2009	2010	2011	2012	2013	2014	
Burglary	526	583	608	614	568	457	417	-9%
Theft	1009	1489	1149	1219	1065	1047	656	-37%
Vandalism	479	694	690	602	553	461	343	-26%
UUMV	434	352	260	231	194	252	183	-27%

Beats: 411, 412, 413, 415, 417, 442, 444



Beats: 411, 412, 413, 415, 417, 442, 444



NOCUPP Crime Statistic Summaries

Year to Date as of 1/15/2015

Crime Stats by Neighborhood		2013						2013
	EK	KNU	KP	SPE	SPV	WH	WK	Total
Burglary	5	10	23	0	5	39	1	83
Theft	5	28	25	6	3	29	2	98
Vandal & Crim Misch	5	6	14	5	3	27	0	60
UUMV	0	3	1	1	0	9	0	14
Type 1	10	82	87	21	21	153	7	381
Type 2	12	18	33	10	3	59	2	137

Crime Stats by Neighborhood		2014						2014
	EK	KNU	KP	SPE	SPV	WH	WK	Total
Burglary	6	20	7	3	6	24	0	66
Theft	8	16	18	8	4	40	3	97
Vandal & Crim Misch	1	8	4	1	6	19	0	39
UUMV	3	2	1	1	0	3	0	10
Type 1	18	40	31	13	12	72	3	189
Type 2	9	21	10	2	10	35	4	91

2014 - Year Complete - Updated 1-8-2015

NOCUPP Burglaries Year to Year								
	EK	KNU	KP	SPE	SPV	WH	WK	Total
2008	53	56	16	7	12	68	2	214
2009	20	31	16	4	8	40	3	122
2010	4	12	21	6	5	48	2	98
2011	4	12	19	4	7	40	6	92
2012	9	13	21	3	8	29	0	83
2013	5	10	23	0	5	39	1	83
2014	6	20	7	3	6	24	0	66

2014 - Year Complete - Updated 1-8-2015

## NOCUPP Crime Statistic Summaries

Year to Date as of 1/15/2015

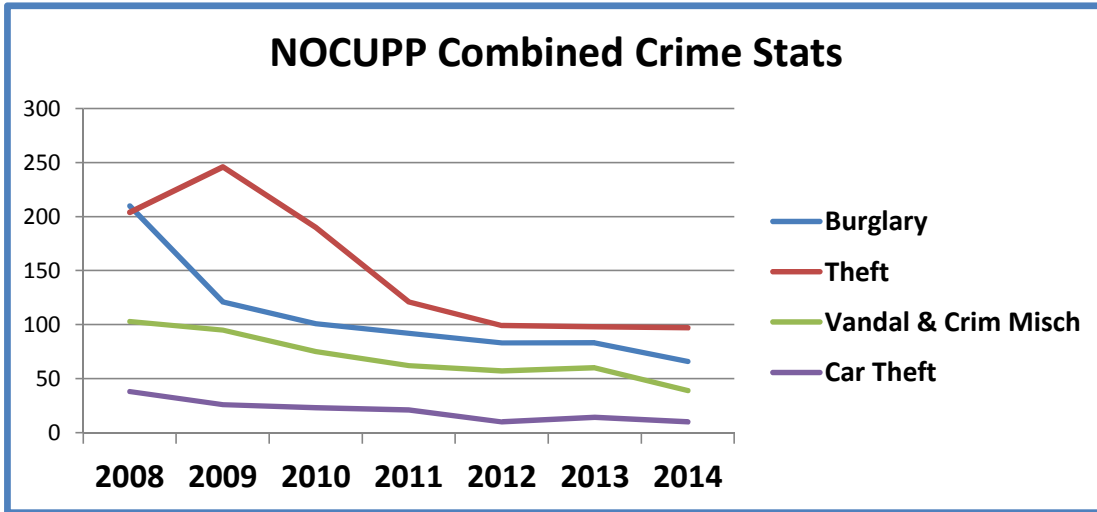
Type 1 Crimes	EK	KNU	KP	SPE	SPV	WH	WK	Total
<b>2008</b>	75	115	87	26	22	152	8	<b>485</b>
<b>2009</b>	64	96	72	21	28	123	9	<b>413</b>
<b>2010</b>	43	73	76	17	13	104	4	<b>330</b>
<b>2011</b>	14	32	55	22	16	100	9	<b>248</b>
<b>2012</b>	22	35	46	14	14	81	0	<b>212</b>
<b>2013</b>	10	82	87	21	21	153	7	<b>381</b>
<b>2014</b>	18	40	31	13	12	72	3	<b>189</b>

2014 - Year Complete - Updated 1-8-2015

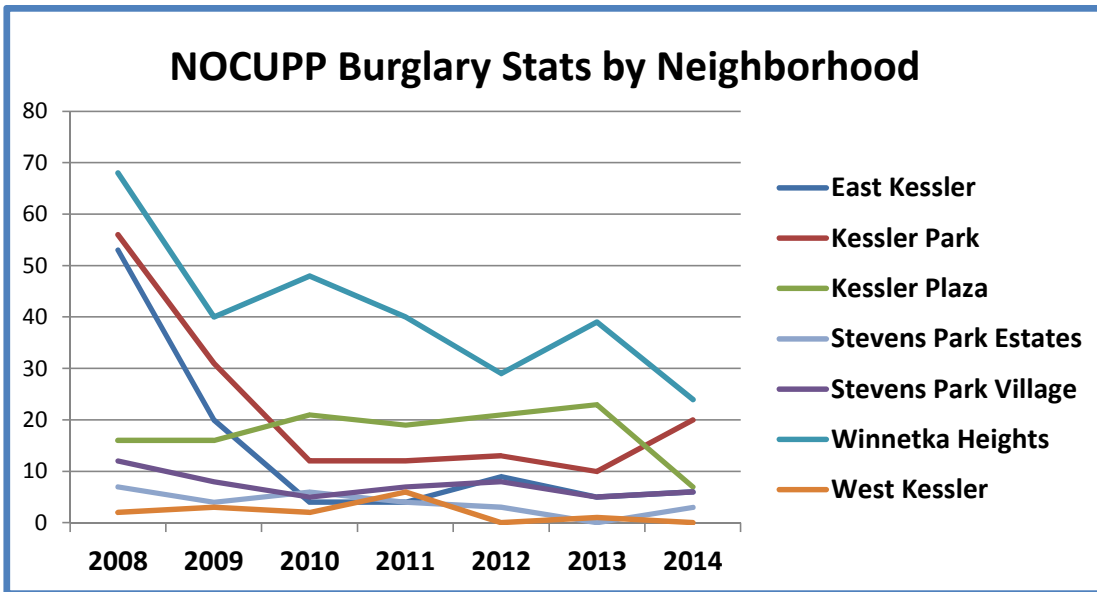
NOCUPP Combined Crime Stats								Change
	2008	2009	2010	2011	2012	2013	2014	Year Over
<u>NOCUPP by type</u>	Total	Total	Total	Total	Total	Total	Total	Year
<b>Burglary</b>	210	121	101	92	83	83	66	-20%
<b>Theft</b>	204	246	190	121	99	98	97	-1%
<b>Vandal &amp; Crim Misch</b>	103	95	75	62	57	60	39	-35%
<b>Car Theft</b>	38	26	23	21	10	14	10	-29%

2014 - Year Complete - Updated 1-8-2015

NOCUPP Crime Statistic Summaries  
 Year to Date as of 1/15/2015

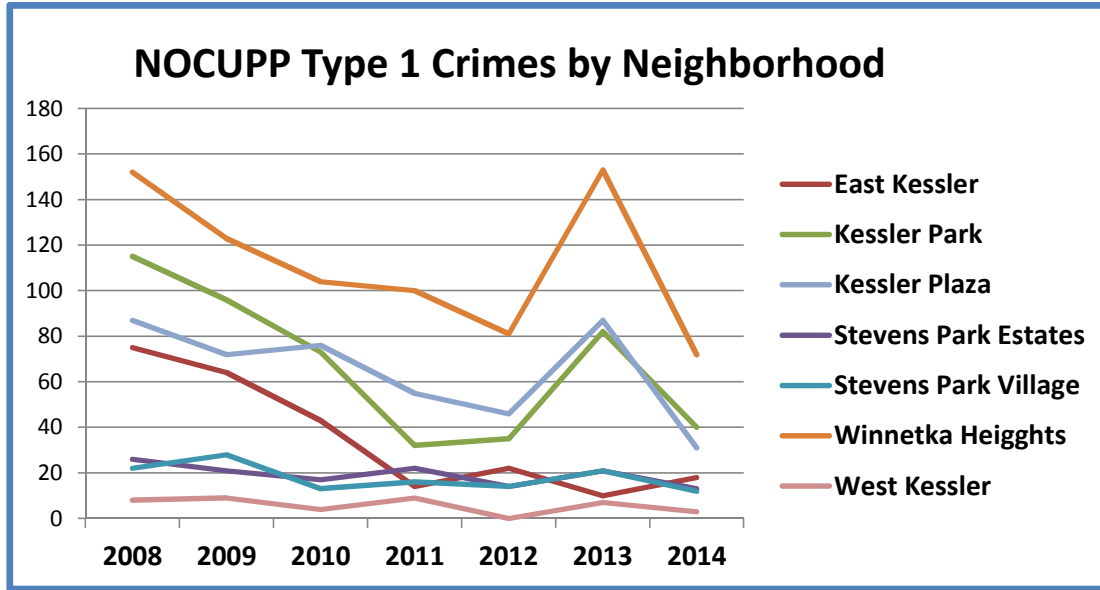


2014 - Year Complete - Updated 1-8-2015



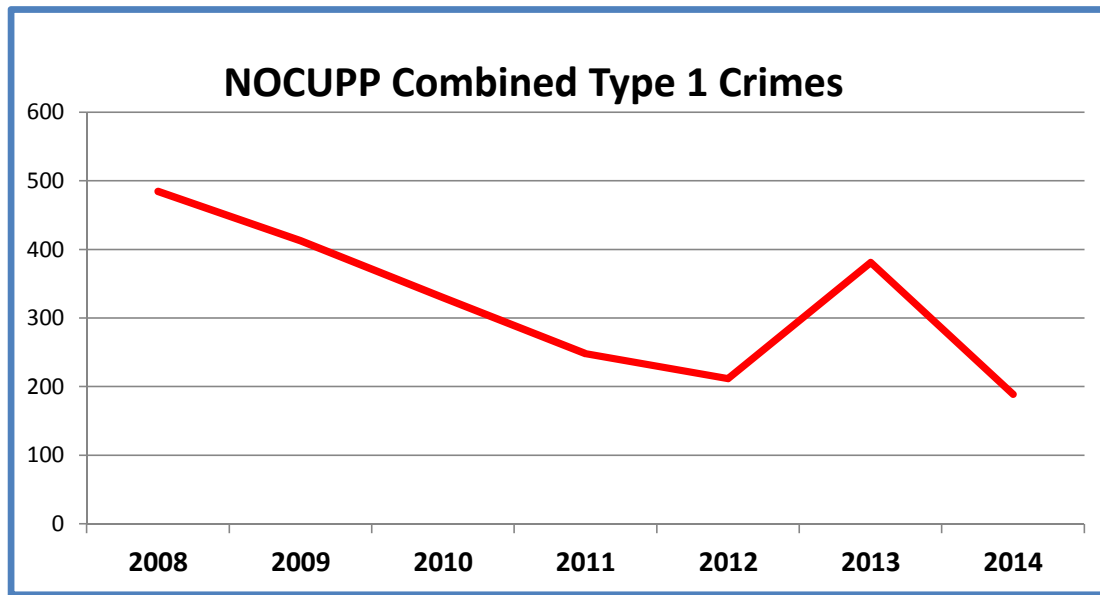
2014 - Year Complete - Updated 1-8-2015

NOCUPP Crime Statistic Summaries  
Year to Date as of 1/15/2015



2014 - Year Complete - Updated 1-8-2015

**Type 1:** Crimes include: Murder, Rape, Robbery, Agg Assault, Burglary, Theft, UUMV, Arson & Bomb Threat



2014 - Year Complete - Updated 1-8-2015

	June-Dec 2014 Post New database	Jan-May 2014 Pre New Database	Total
<b>Burglary</b>	0	138	138
<b>Theft</b>	0	165	165
<b>Vandalism</b>	0	140	140
<b>UUMV</b>	0	68	68

## East Kessler Crime Statistics

Year	Measured Crimes per UCR					Measured Reduction		Total			Serious Crime	
	Burglary	Theft*	Vandalism	Vehicles Stolen	Total Incidents	Since NOCUPP	Year to Year	Type 1	Type 2	Total Incidents	Reduction Since NOCUPP	Reduction Year to Year
2008	49	20	13	4	86	-	-	75	20	95	-	-
2009	19	43	8	2	72	16%	16%	64	18	82	14%	14%
2010	7	31	9	4	51	41%	29%	43	11	54	43%	34%
2011	4	9	8	1	22	74%	57%	14	14	28	71%	48%
2012	9	19	8	1	37	57%	-68%	22	14	36	62%	-29%
2013	5	5	5	0	15	79%	59%	10	18	28	66%	22%
2014	6	8	1	3	18	18%	-20%	18	9	27	4%	4%

**Notes:**

The North Oak Cliff United Police Patrol (NOCUPP) started patrolling East Kessler Park in March 2010

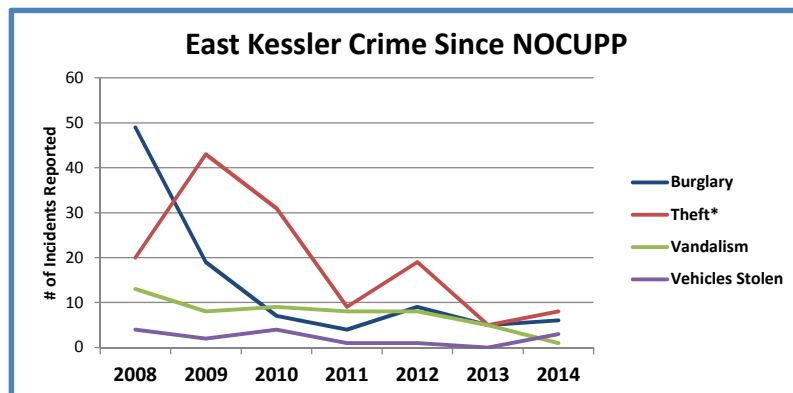
"Measured Crimes" are property crimes that are the most preventable by NOCUPP patrols

**Types of Crime Grouped Together:**

**Type 1:** Crimes include: Murder, Rape, Robbery, Agg Assault, Burglary, Theft, UUMV, Arson & Bomb Threat

**Type 2:** Crimes include: Assault, Forgery & Counterfeit, Fraud, Embezzlement, Fence, Vandal & Crim Misch, Carrying Prohibited Weapon, Prosti Commer Vice, Sex Off & Indec Cond, Narc & Drugs, Gambling, Offense Against Child, DWI, Liquor, Drunk & Disord, Disorderly Conduct

\* **Theft:** is usually theft of items from parked cars (BMV = Burglary of a motor vehicle) or from outside a house (stealing plants, pots)



2014 - Year Complete - Updated 1-8-2015

## Kessler Park Property Crime Statistics

Year	Measured Crimes per UCR					Measured Reduction		Measured per Category			Serious Crime Reduction	
	Burglary	Theft*	Vandalism	Car Theft	Total Incidents	Since NOCUPP	Year to Year	Type 1	Type 2	Total Incidents	Since NOCUPP	Reduction Year to Year
<b>First Full Year of NOCUPP</b>												
2008	56	45	24	12	137	-	-	115	35	150	-	-
2009	31	55	16	7	109	20%	20%	96	34	130	13%	13%
2010	12	55	13	3	83	39%	24%	73	20	93	38%	28%
2011	13	21	14	1	49	64%	41%	36	34	70	53%	25%
2012	13	19	9	0	41	70%	16%	35	22	57	62%	19%
2013	10	28	6	3	47	66%	-15%	82	18	100	33%	-75%
2014	20	16	8	2	46	66%	2%	40	21	61	59%	39%

**Notes:**

The North Oak Cliff United Police Patrol (NOCUPP) started patrolling Kessler Park in November 2007

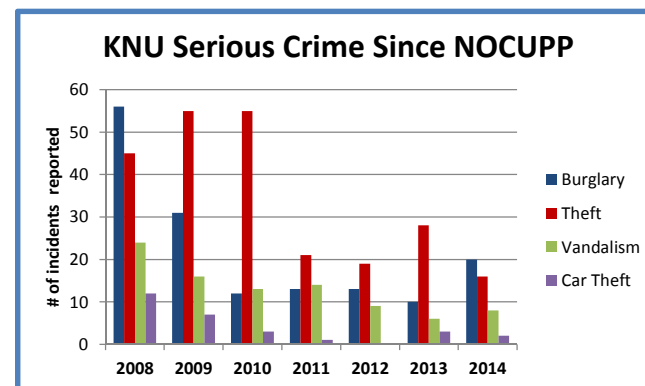
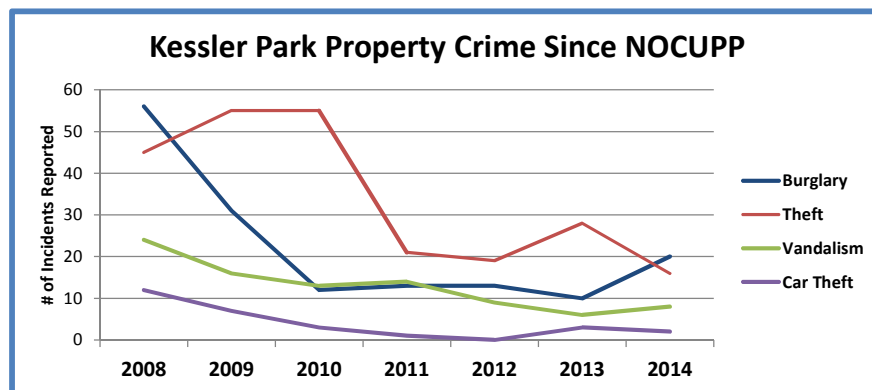
"Measured Crimes" are property crimes that are the most preventable by NOCUPP patrols

**Types of Crime Grouped Together:**

**Type 1:** Crimes include: Murder, Rape, Robbery, Agg Assault, Burglary, Theft, UUMV, Arson & Bomb Threat

**Type 2:** Crimes include: Assault, Forgery & Counterfeit, Fraud, Embezzlement, Fence, Vandal & Crim Misch, Carrying Prohibited Weapon, Prosti Commer Vice, Sex Off & Indec Cond, Narc & Drugs, Gambling, Offense Against Child, DWI, Liquor, Drunk & Disord, Disorderly Conduct

\* **Theft:** is usually theft of items from parked cars (BMV = Burglary of a motor vehicle) or from outside a house (stealing plants, pots)



## Kessler Plaza Crime Statistics

Year	Measured Crimes per UCR					Measured Reduction		Total			Serious Crime Reduction	
	Burglary	Theft*	Vandalism	Vehicles Stolen	Total Incidents	Since NOCUPP	Year to Year	Type 1	Type 2	Total Incidents	Since NOCUPP	Reduction Year to Year
2008	16	58	14	6	94	-	-	87	32	119	-	-
2009	16	46	20	4	86	9%	9%	72	43	115	3%	3%
2010	21	45	12	4	82	13%	5%	76	31	107	10%	7%
2011	21	30	10	11	72	23%	12%	69	33	102	14%	5%
2012	21	18	10	2	51	46%	29%	46	26	72	39%	29%
2013	23	25	14	1	63	33%	-24%	87	33	120	-1%	-67%
2014	7	18	4	1	30	68%	52%	31	10	41	66%	66%

**Notes:**

The North Oak Cliff United Police Patrol (NOCUPP) started patrolling Kessler Plaza in November 2010

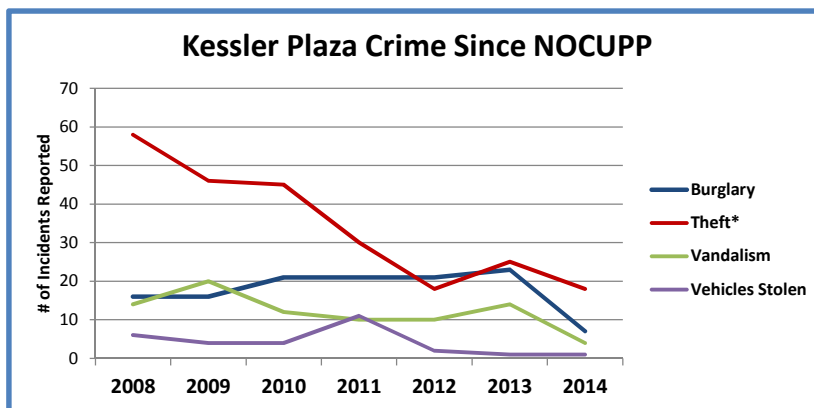
"Measured Crimes" are property crimes that are the most preventable by NOCUPP patrols

**Types of Crime Grouped Together:**

**Type 1:** Crimes include: Murder, Rape, Robbery, Agg Assault, Burglary, Theft, UUMV, Arson & Bomb Threat

**Type 2:** Crimes include: Assault, Forgery & Counterfeit, Fraud, Embezzlement, Fence, Vandal & Crim Misch, Carrying Prohibited Weapon, Prosti Commer Vice, Sex Off & Indec Cond, Narc & Drugs, Gambling, Offense Against Child, DWI, Liquor, Drunk & Disord, Disorderly Conduct

\* **Theft:** is usually theft of items from parked cars (BMV = Burglary of a motor vehicle) or from outside a house (stealing plants, pots



2014 - Year Complete - Updated 1-8-2015



## Kings Highway Crime Statistics

Year	Measured Crimes per UCR					Measured Reduction		Total			Serious Crime Reduction	
	Burglary	Theft*	Vandalism	Vehicles Stolen	Total Incidents	Since NOCUPP	Year to Year	Type 1	Type 2	Total Incidents	Since NOCUPP	Reduction Year to Year
2008	26	38	18	5	87	-	-	72	49	121	-	-
2009	18	26	25	5	74	15%	15%	54	68	122	-1%	-1%
2010	20	22	9	5	56	36%	24%	50	39	89	26%	27%
2011	19	28	16	6	69	21%	-23%	54	52	106	12%	-19%
2012	20	20	11	3	54	38%	22%	47	31	78	36%	26%
2013	11	17	9	3	40	54%	26%	35	27	62	49%	21%
2014	15	15	8	5	43	51%	-8%	36	26	62	49%	0%

**Notes:**

The North Oak Cliff United Police Patrol (NOCUPP) started patrolling Kessler Park in November 2008

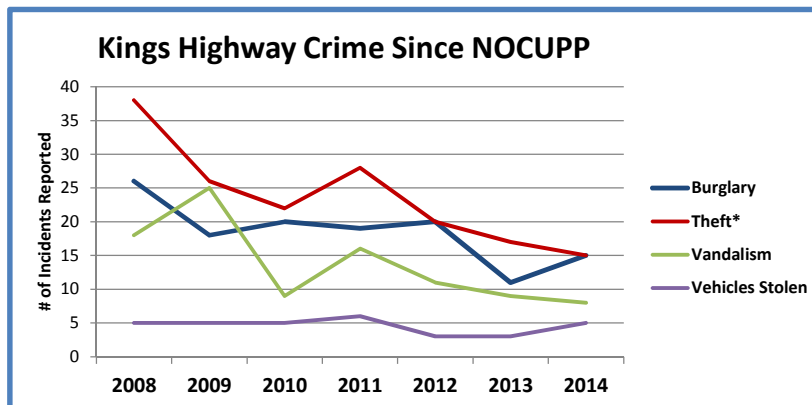
"Measured Crimes" are property crimes that are the most preventable by NOCUPP patrols

**Types of Crime Grouped Together:**

**Type 1:** Crimes include: Murder, Rape, Robbery, Agg Assault, Burglary, Theft, UUMV, Arson & Bomb Threat

**Type 2:** Crimes include: Assault, Forgery & Counterfeit, Fraud, Embezzlement, Fence, Vandal & Crim Misch, Carrying Prohibited Weapon, Prosti Commer Vice, Sex Off & Indec Cond, Narc & Drugs, Gambling, Offense Against Child, DWI, Liquor, Drunk & Disord, Disorderly Conduct

\* **Theft:** is usually theft of items from parked cars (BMV = Burglary of a motor vehicle) or from outside a house (stealing plants, pots



2014 - Year Complete - Updated 1-8-2015

## Stevens Park Estates Crime Statistics

Year	Measured Crimes per UCR					Measured Reduction		Total			Serious Crime Reduction	
	Burglary	Theft*	Vandalism	Vehicles Stolen	Total Incidents	Since NOCUPP	Year to Year	Type 1	Type 2	Total Incidents	Since NOCUPP	Reduction Year to Year
2008	7	15	6	1	29	-	-	26	9	35	-	-
2009	4	14	6	2	26	10%	10%	21	14	35	0%	0%
2010	6	11	7	0	24	17%	8%	17	11	28	20%	20%
2011	4	16	2	2	24	17%	0%	22	6	28	20%	0%
2012	3	10	1	0	14	52%	42%	13	4	17	51%	39%
First full year of NOCUPP 2013	0	6	5	1	12	59%	14%	21	10	31	11%	-82%
2014	3	8	1	1	13	55%	-8%	13	2	15	57%	52%

**Notes:**

The North Oak Cliff United Police Patrol (NOCUPP) started patrolling Kessler Plaza in December 2012

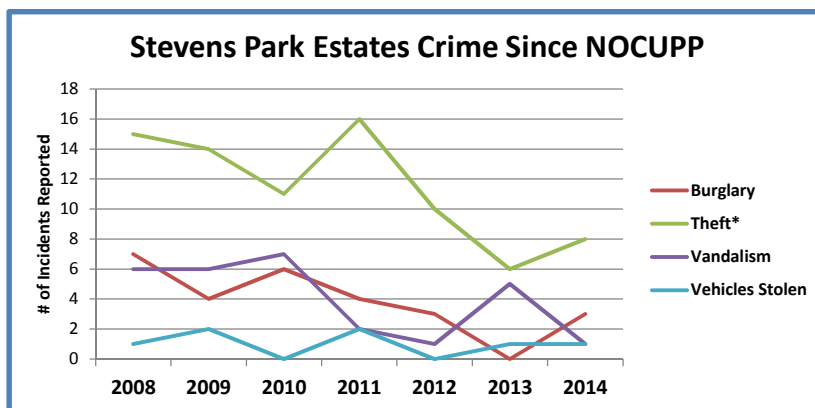
"Measured Crimes" are property crimes that are the most preventable by NOCUPP patrols

**Types of Crime Grouped Together:**

**Type 1:** Crimes include: Murder, Rape, Robbery, Agg Assault, Burglary, Theft, UUMV, Arson & Bomb Threat

**Type 2:** Crimes include: Assault, Forgery & Counterfeit, Fraud, Embezzlement, Fence, Vandal & Crim Misch, Carrying Prohibited Weapon, Prosti Commer Vice, Sex Off & Indec Cond, Narc & Drugs, Gambling, Offense Against Child, DWI, Liquor, Drunk & Disord, Disorderly Conduct

\* **Theft:** is usually theft of items from parked cars (BMV = Burglary of a motor vehicle) or from outside a house (stealing plants, pots



2014 - Year Complete - Updated 1-8-2015

## Stevens Park Village Crime Statistics

Year	Measured Crimes per UCR					Measured Reduction		Total			Serious Crime	
	Burglary	Theft*	Vandalism	Vehicles Stolen	Total Incidents	Since NOCUPP	Year to Year	Type 1	Type 2	Incidents	Reduction Since NOCUPP	Reduction Year to Year
2008	12	7	6	2	27	-	-	22	15	37	-	-
2009	8	16	3	4	31	-15%	-15%	28	12	40	-8%	-8%
2010	5	7	9	1	22	19%	29%	13	14	27	27%	33%
2011	7	8	4	1	20	26%	9%	16	8	24	35%	11%
2012	8	4	4	2	18	33%	10%	14	8	22	41%	8%
2013	5	3	3	0	11	59%	39%	21	3	24	35%	-9%
2014	6	4	6	0	16	41%	-45%	12	10	22	41%	8%

**Notes:**

The North Oak Cliff United Police Patrol (NOCUPP) started patrolling Stevens Village in May 2009

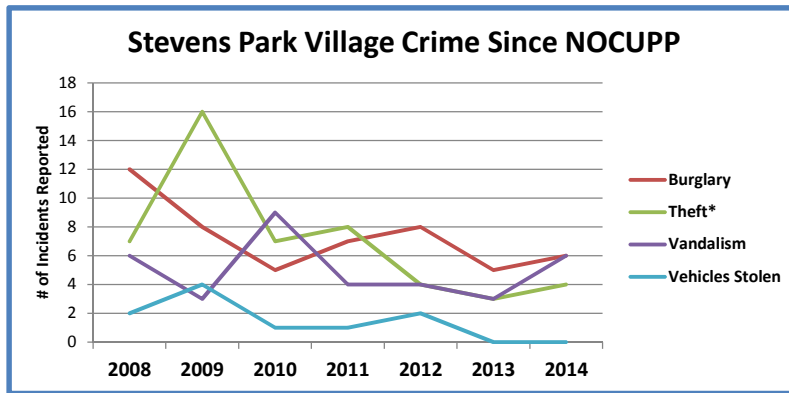
"Measured Crimes" are property crimes that are the most preventable by NOCUPP patrols

**Types of Crime Grouped Together:**

**Type 1:** Crimes include: Murder, Rape, Robbery, Agg Assault, Burglary, Theft, UUMV, Arson & Bomb Threat

**Type 2:** Crimes include: Assault, Forgery & Counterfeit, Fraud, Embezzlement, Fence, Vandal & Crim Misch, Carrying Prohibited Weapon, Prosti Commer Vice, Sex Off & Indec Cond, Narc & Drugs, Gambling, Offense Against Child, DWI, Liquor, Drunk & Disord, Disorderly Conduct

\* **Theft:** is usually theft of items from parked cars (BMV = Burglary of a motor vehicle) or from outside a house (stealing plants, pots)



2014 - Year Complete - Updated 1-8-2015

## West Kessler Crime Statistics

Year	Measured Crimes per UCR					Measured Reduction		Total			Serious Crime	
	Burglary	Theft*	Vandalism	Vehicles Stolen	Total Incidents	Since NOCUPP	Year to Year	Type 1	Type 2	Incidents	Reduction Since NOCUPP	Reduction Year to Year
2008	2	4	2	0	8	-	-	8	3	11	-	-
2009	3	6	4	0	13	-63%	-63%	9	6	15	-36%	-36%
2010	2	1	5	1	9	-13%	31%	4	10	14	-27%	7%
2011	6	3	1	0	10	-25%	-11%	9	7	16	-45%	-14%
2012	0	0	1	0	1	88%	90%	1	5	6	45%	63%
2013	1	2	0	0	3	63%	-200%	7	2	9	18%	-50%
2014	0	3	0	0	3	63%	0%	3	4	7	36%	22%

**Notes:**

The North Oak Cliff United Police Patrol (NOCUPP) started patrolling West Kessler in May 2009

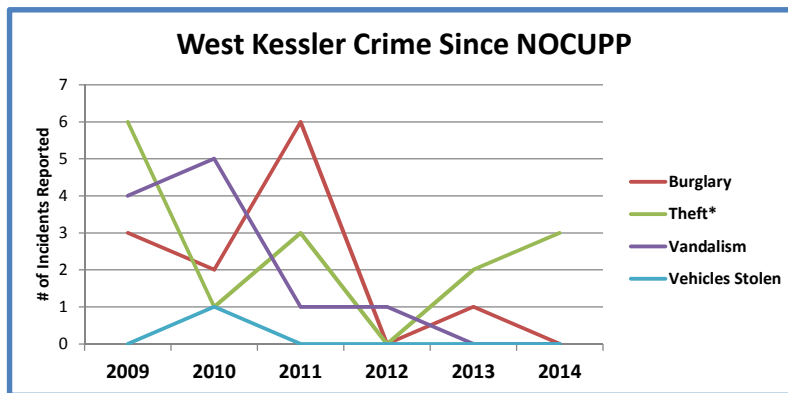
"Measured Crimes" are property crimes that are the most preventable by NOCUPP patrols

**Types of Crime Grouped Together:**

**Type 1:** Crimes include: Murder, Rape, Robbery, Agg Assault, Burglary, Theft, UUMV, Arson & Bomb Threat

**Type 2:** Crimes include: Assault, Forgery & Counterfeit, Fraud, Embezzlement, Fence, Vandal & Crim Misch, Carrying Prohibited Weapon, Prosti Commer Vice, Sex Off & Indec Cond, Narc & Drugs, Gambling, Offense Against Child, DWI, Liquor, Drunk & Disord, Disorderly Conduct

\* **Theft:** is usually theft of items from parked cars (BMV = Burglary of a motor vehicle) or from outside a house (stealing plants, pots)



2014 - Year Cr 2014 - Year to Date Updated 10-27-2014

## Winnetka Heights Crime Statistics

Year	Measured Crimes per UCR					Measured Reduction		Total			Serious Crime	
	Burglary	Theft*	Vandalism	Vehicles Stolen	Total Incidents	Since NOCUPP	Year to Year	Type 1	Type 2	Incidents	Reduction Since NOCUPP	Reduction Year to Year
2008	68	55	38	13	174	-	-	152	86	238	-	-
2009	40	66	38	7	151	13%	13%	123	92	215	10%	10%
2010	48	40	20	10	118	32%	22%	104	59	163	32%	24%
2011	49	56	32	9	146	16%	-24%	120	72	192	19%	-18%
2012	29	38	24	5	96	45%	34%	81	50	131	45%	32%
2013	39	29	27	9	104	40%	-8%	153	59	212	11%	-62%
2014	24	40	19	3	86	51%	17%	72	35	107	55%	50%

**Notes:**

The North Oak Cliff United Police Patrol (NOCUPP) started patrolling Winnetka Heights in February 2008

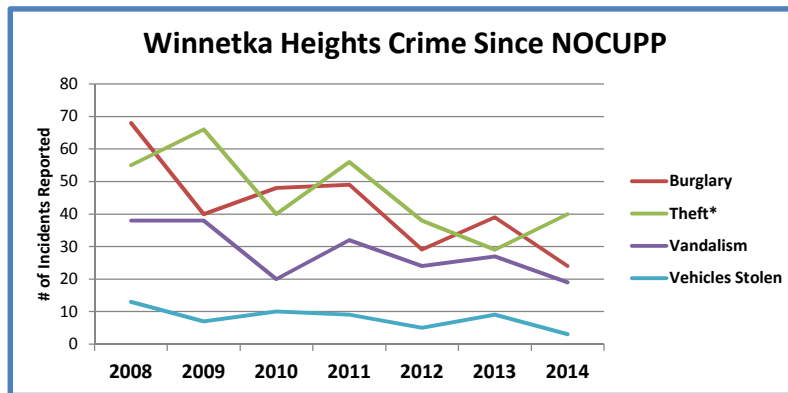
"Measured Crimes" are property crimes that are the most preventable by NOCUPP patrols

**Types of Crime Grouped Together:**

**Type 1:** Crimes include: Murder, Rape, Robbery, Agg Assault, Burglary, Theft, UUMV, Arson & Bomb Threat

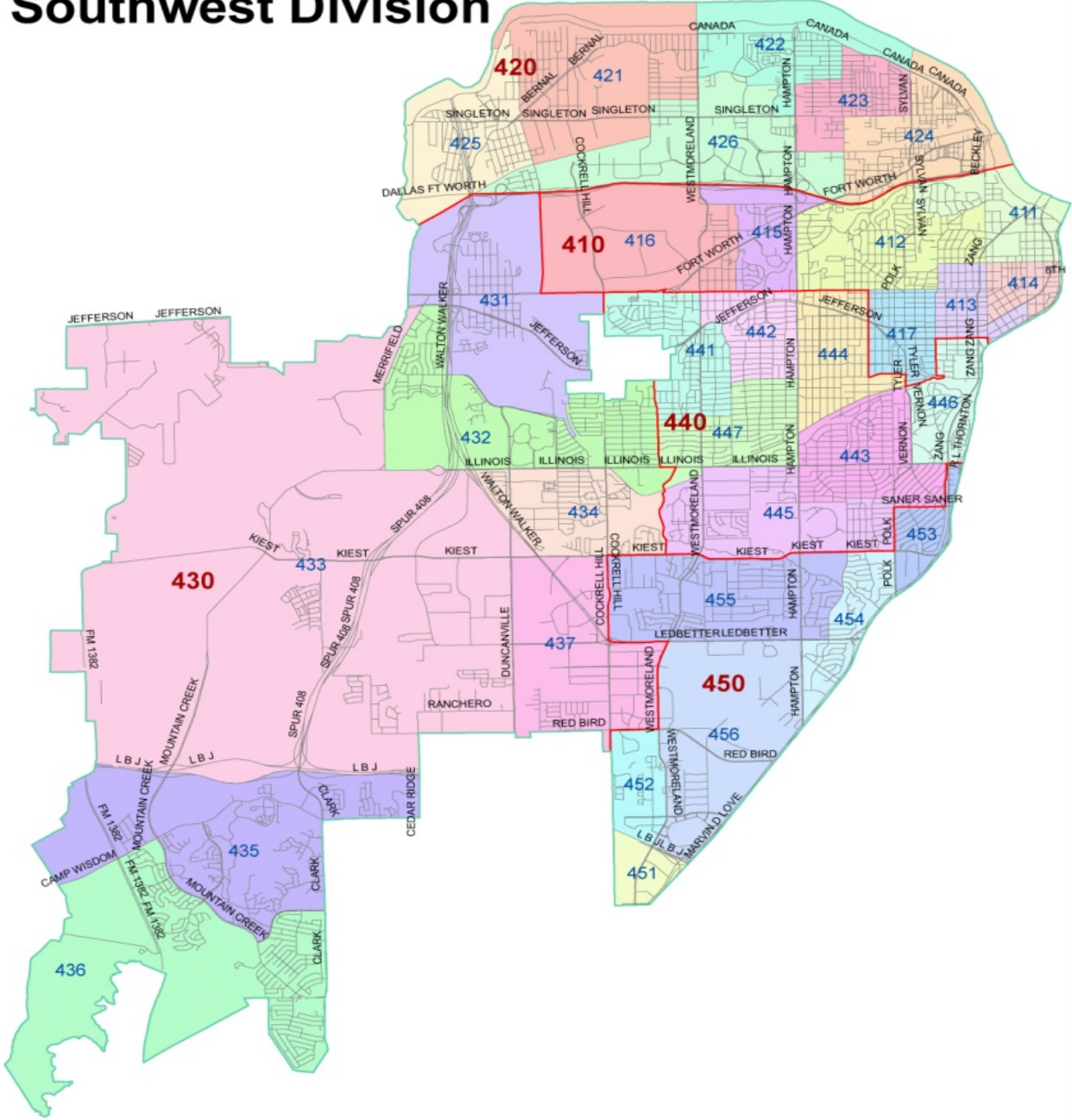
**Type 2:** Crimes include: Assault, Forgery & Counterfeit, Fraud, Embezzlement, Fence, Vandal & Crim Misch, Carrying Prohibited Weapon, Prosti Commer Vice, Sex Off & Indec Cond, Narc & Drugs, Gambling, Offense Against Child, DWI, Liquor, Drunk & Disord, Disorderly Conduct

\* **Theft:** is usually theft of items from parked cars (BMV = Burglary of a motor vehicle) or from outside a house (stealing plants, pots)



2014 - Year Cc 2014 - Year to Date Updated 10-27-2014

# Southwest Division



Prepared by Crime Analysis Unit - Effective January 7, 2009